



ergoFIX

Preventative & Corrective
Posture Seating

Alexander Green
Office Interiors



Ergonomically designed,
anatomically correct.

Working in partnership with Ergonomic specialists, Physiotherapists and DSE assessors, ergoFIX is **the** definitive ergonomic office seating collection, value engineered to provide positive, preventative and corrective solutions to posture issues at home and in the workplace.

ergoFIX recognises the necessity for superior, variable and flexible support.

This in turn leads to a healthier, happier and more productive working environment.



ergoFIXIntro	6 - 11
ergoFIXMe	12 - 17
ergoFIXSolo	18 - 23
ergoFIXAuto	24 - 29
ergoFIXAccessories	30 - 35

“Musculoskeletal (MSK) conditions are the biggest cause of working days lost in the UK after coughs and colds.”

Public Health England June 2019

MSK Conditions affect the joints, bones, muscles and also include rarer auto-immune diseases and back pain.

MSK conditions affect over 14.9 million people nationally

many of whom have symptoms of pain, stiffness, limited movement and disability affecting their quality of life and independence.

Public Health England June 2019

The NHS alone spend over £5 billion annually

in treating and supporting people with MSK conditions.

Public Health England June 2019

In 2017, MSK conditions were the biggest cause of sickness absence

which accounted for over 28 million days lost in work (22.4% of total sickness absence).

This cost the UK an estimated £7 billion a year.

Public Health England June 2019

Musculoskeletal conditions are commonly linked with depression

and increase the risk of developing other chronic conditions.

WHO (World Health Organisation) November 2019



Protecting natural resources.
Preventing pollution.
Reducing waste.

“ We strive towards continual improvement in our environmental performance and endeavour to minimise the scale of our adverse impact on the environment by setting, implementing, monitoring and reviewing environmentally conscious operational objectives and targets. ”

Recognising the long term benefits to our business and our customers we are committed to taking an active part in protecting natural resources, preventing pollution and reducing waste.



QR Code Scanning

Adding QR Codes which allow users to access unbranded operating and assembly instructions has resulted in a reduction of printed sheets of paper, totalling approximately 50,000 less printed sheets per year!



Continual Improvement

We continually strive for environmental excellence, changing and creating processes to help us lower our carbon footprint. We are delighted to say that our BSI ISO:14001 accreditation has been successfully renewed.



Glue-less Technology

We have developed and enhanced our manufacturing techniques, enabling us to build our upholstered swivel chair backs with an E-badge, resulting in the product becoming totally glue-less.



Component Breakdown

We only use the highest quality components when building our products. The chairs featured in this presentation are constructed from:

44%
Steel

19%
Polypropylene

14%
Aluminium Castings

13%
Plywood

6%
PU Foam

2%
Fabric

2%
Nylon

The chairs featured in this presentation contain up to

37%

Recycled Material

21% Steel

14% Aluminium Castings

2% Fabric

The chairs featured in this presentation are up to

99%

Recyclable



ergoFIXIntro

Back To Basics.

The ergoFIXIntro range consists of four ergonomic models that offer an affordable solution to posture seating for petite, regular and larger users.

The ergoFIXIntro range is all centred on the same volume specified, heavy duty 3-lever mechanism.

Infinitely lockable and highly adjustable, this robust mechanism comfortably supports users of up to 150KG and the range now comes with a seat slide as standard.

A choice of backrests including inflatable lumbar supports allow you to select the optimum fit for the size and shape of a specific user.

Optional extras can then be added, tailoring the chair to suit.



Available Models



IT150

IT175

IT175HR

IT250

IT250HR



Specification Overview

Heavy duty 3 lever mechanism

Independent seat and back angle adjustment

Adjustable body tension control

Seat slide - 50mm travel

Ratchet back height adjustment

Waterfall seat

Four backrest options

Inflatable lumbar support

Three seat options

Ergo-density foam



IT350



IT350HR



IT450



IT450HR

Features

ergo**FIX**Intro



360° Swivel



Seat Height



Back Height



Back Angle



Seat Angle



Seat Depth



Lumbar Support



Arm Adjustment



1. Headrest (HR)

Available on selected models, the addition of a height and angle adjustable headrest supports the user in reclined positions, relieving stress within the neck muscles.



2. Inflatable Thoracic Support (ITC)

Increases the contact area of the upper spine by filling the space between the shoulder blades, helping to prevent slouching and reduce pain/discomfort in the shoulder and neck area.



3. Inflatable Lumbar Support

Increases the contact area of the lower back, giving additional support to the lumbar area and supporting the natural curvature of the spine whilst preventing fatigue and lower back pain.



4. Coccyx Zone (CC)

A cut out / soft pocket located at the back of the cushion which provides a discrete solution to coccyx pain and provides pressure relief to the tail bone area caused by trauma or scarring.



5. Air-Flo Seat Cell (ASC)

A dual chamber air cell below the seat surface offers a "reactive sit" whilst providing cushioning to the sit bones, helping to improve core strength and reduce Sciatic pain.



6. Performance Seat Foam (PF)

Pressure sensitive to mould to the user's seated position, enhancing comfort and support throughout the working day. Also known as memory foam.



7. Seat Slide

Allows the user to increase the seat depth in order to optimise comfort and support and reduce the amount of pressure transferred to the legs.



8. Polished Base (AB)

As well as increasing the aesthetic appeal of the range, a polished base is also recommended for seating users who are in excess of 115kg.

9. Adjustable Arms



Height Adjustable Arms (AA1D)



Height and Depth Adjustable Arms (AA2D)



Height and Foldaway Adjustable Arms (AF)



Multi-Functional Adjustable Arms (AMF)



✓ PHYSIOTHERAPIST APPROVED

Gilly Fairhurst - BSC (hons) Physiotherapy, Member of APOCHE, Level 1 DSE Training.

"Working in partnership to address posture issues and provide positive preventative and corrective solutions."





IT150

Petite

Moulded Medium Back.
Small Seat.
Inflatable Lumbar Support.
Seat Slide 50mm.

SH: 450 - 580mm
SW: 490mm
SD: 440 - 490mm
BH: 450 - 530mm
BW: 440mm

RRP Group 1: £269
RRP Group 2: £278
RRP Group 3: £285
RRP Group 4: £295
RRP Group 5: £311
RRP Group 6: £321



IT175

Regular Upholstered

Upholstered Medium Back.
Small Seat.
Inflatable Lumbar Support.
Seat Slide 50mm.

SH: 450 - 580mm
SW: 490mm
SD: 440 - 490mm
BH: 520 - 600mm
BW: 450mm

RRP Group 1: £319
RRP Group 2: £333
RRP Group 3: £345
RRP Group 4: £361
RRP Group 5: £382
RRP Group 6: £413



IT175HR

Regular Upholstered With Headrest

Upholstered Medium Back.
Upholstered Headrest.
Small Seat.
Inflatable Lumbar Support.
Seat Slide 50mm.

SH: 450 - 580mm
SW: 490mm
SD: 440 - 490mm
BH: 520 - 600mm
BW: 450mm
HR: 175 x 300mm

RRP Group 1: £379
RRP Group 2: £393
RRP Group 3: £405
RRP Group 4: £421
RRP Group 5: £442
RRP Group 6: £473



IT250

Regular

Moulded High Back.
Medium Seat.
Inflatable Lumbar Support.
Seat Slide 50mm.

SH: 460 - 590mm
SW: 530mm
SD: 470 - 520mm
BH: 560 - 640mm
BW: 480mm

RRP Group 1: £289
RRP Group 2: £298
RRP Group 3: £305
RRP Group 4: £315
RRP Group 5: £331
RRP Group 6: £341



IT250HR

Regular With Headrest

Moulded High Back.
Upholstered Headrest.
Medium Seat.
Inflatable Lumbar Support.
Seat Slide 50mm.

SH: 460 - 590mm
SW: 530mm
SD: 470 - 520mm
BH: 560 - 640mm
BW: 480mm
HR: 175 x 300mm

RRP Group 1: £349
RRP Group 2: £358
RRP Group 3: £365
RRP Group 4: £375
RRP Group 5: £391
RRP Group 6: £401

SH: Seat Height - SW: Seat Width - SD: Seat Depth - BH: Back Height - BW: Back Width - HR: Headrest

Select Your Arms

Although pictured above with arms, all models are despatched with no arms as standard.

Code	Description	RRP
/AA1D	Height adjustable arms	£39
/AA2D	Height and depth adjustable arms	£45
/AF	Height and foldaway arms	£60
/AMF	Multi-functional arms	£65

Select Your Extras

The extras below are compatible with all models in the range unless otherwise stated.

Code	Description	RRP
/ITC	Inflatable thoracic support	£32
/PF	Performance foam seat	£18
/ASC	Air-Flo seat cell - for pressure sensitive movement	£42
/CC	Coccyx zone	£18
/AB	Polished base	£42



IT350

Regular Deluxe

Upholstered High Back.
Medium Seat.
Inflatable Lumbar Support.
Seat Slide 50mm.

SH: 460 - 590mm
SW: 530mm
SD: 470 - 520mm
BH: 480 - 660mm
BW: 500mm

RRP Group 1: £369
RRP Group 2: £383
RRP Group 3: £395
RRP Group 4: £411
RRP Group 5: £432
RRP Group 6: £463



IT350HR

Regular Deluxe With Headrest

Upholstered High Back.
Upholstered Headrest.
Medium Seat.
Inflatable Lumbar Support.
Seat Slide 50mm.

SH: 460 - 590mm
SW: 530mm
SD: 470 - 520mm
BH: 480 - 660mm
BW: 500mm
HR: 175 x 300mm

RRP Group 1: £429
RRP Group 2: £443
RRP Group 3: £455
RRP Group 4: £471
RRP Group 5: £492
RRP Group 6: £523



IT450

Large Deluxe

Upholstered High Back.
Large Seat.
Inflatable Lumbar Support.
Seat Slide 50mm.

SH: 490 - 630mm
SW: 570mm
SD: 520 - 570mm
BH: 590 - 670mm
BW: 500mm

RRP Group 1: £405
RRP Group 2: £419
RRP Group 3: £431
RRP Group 4: £447
RRP Group 5: £468
RRP Group 6: £499



IT450HR

Large Deluxe With Headrest

Upholstered High Back.
Upholstered Headrest.
Large Seat.
Inflatable Lumbar Support.
Seat Slide 50mm.

SH: 490 - 630mm
SW: 570mm
SD: 520 - 570mm
BH: 590 - 670mm
BW: 500mm
HR: 175 x 300mm

RRP Group 1: £465
RRP Group 2: £479
RRP Group 3: £491
RRP Group 4: £507
RRP Group 5: £528
RRP Group 6: £559

SH: Seat Height - SW: Seat Width - SD: Seat Depth - BH: Back Height - BW: Back Width - HR: Headrest

Select Your Delivery

NEW! Please select how you would like your product to be delivered

Code	Description	Price
	Free Delivery - NOT time specific (To Dealer address)	Included in price
/DEL1	Boxed Delivery - NOT time specific (Delivered direct to end user)	£18
/DEL2	Boxed Delivery - Pre Booked / Text Alert (Delivered direct to end user)	£25
/DEL3	Boxed Delivery - Pre Booked / Text Alert / Chair Build / Waste Removal (Delivered direct to end user)	£35



The One-Chair-Fits-All Solution.

With an incredible range of back height and seat depth adjustments, ergoFIXMe is the ideal project solution for clients who wish to ergonomically seat numerous bodies in the same style chair.

ergoFIXMe provides adjustments that adapt the chair to suit users of all sizes, by utilizing a twin seat slide system, ratchet back height adjustment and a choice of multi-functional arms.

The versatility of the range is further enhanced by a choice of three backrests.

ergoFIXMe reduces the need for replacement chairs and provides a one-stop chair solution for Facility Managers.



Available Models



ME150



ME150HR



ME450



ME550



ME550HR

Specification Overview

Heavy duty 3 lever mechanism

Independent seat and back angle adjustment

Adjustable body tension control

Integral twin seat slides - 125mm travel

Ratchet back height adjustment

Inflatable lumbar support

Three ergonomic backrest options

Flex-front posture seat

Ergo-density foam



Features

ergo**FIX**Me



360° Swivel



Seat Height



Back Height



Back Angle



Seat Angle



Seat Depth



Lumbar Support



Arm Adjustment



1. Headrest (HR)

Available on selected models, the addition of a height and angle adjustable headrest supports the user in reclined positions, relieving stress within the neck muscles.



2. Inflatable Lumbar Support

Increases the contact area of the lower back, giving additional support to the lumbar area and supporting the natural curvature of the spine whilst preventing fatigue and lower back pain.



3. Coccyx Zone (CC)

A cut out / soft pocket located at the back of the cushion which provides a discrete solution to coccyx pain and provides pressure relief to the tail bone area caused by trauma or scarring.



4. Air-Flo Seat Cell (ASC)

A dual chamber air cell below the seat surface offers a "reactive sit" whilst providing cushioning to the sit bones, helping to improve core strength and reduce Sciatic pain.



5. Performance Seat Foam (PF)

Pressure sensitive to mould to the user's seated position, enhancing comfort and support throughout the working day. Also known as memory foam.



6. Twin Seat Slide

Allows the user to increase the seat depth in order to optimise comfort and support and reduce the amount of pressure transferred to the legs.



7. Flex-Front Seat

Proven medical scanning has been used to show that using the forward tilt motion can lead to increased muscle activity in the stomach, hip and back areas.



8. Polished Base (AB)

As well as increasing the aesthetic appeal of the range, a polished base is also recommended for seating users who are in excess of 115kg.

9. Adjustable Arms



Height Adjustable Arms (AA1D)



Height and Depth Adjustable Arms (AA2D)



Height and Foldaway Adjustable Arms (AF)



Multi-Functional Adjustable Arms (AMF)



PHYSIOTHERAPIST APPROVED

Gilly Fairhurst - BSC (hons) Physiotherapy, Member of APOCHE, Level 1 DSE Training.

"Working in partnership to address posture issues and provide positive preventative and corrective solutions."





ME150

Upholstered Back

Fully Upholstered Back.
Flex-Front Seat.
Inflatable Lumbar Support.
Twin Seat Slide 125mm.

SH: 490 - 590mm
SW: 490mm
SD: 420 - 545mm
BH: 520 - 600mm
BW: 450mm

RRP Group 1: £389
RRP Group 2: £402
RRP Group 3: £414
RRP Group 4: £430
RRP Group 5: £451
RRP Group 6: £483



ME150HR

Upholstered Back With Headrest

Fully Upholstered Back.
Upholstered Headrest.
Flex-Front Seat.
Inflatable Lumbar Support.
Twin Seat Slide 125mm.

SH: 490 - 590mm
SW: 490mm
SD: 420 - 545mm
BH: 520 - 600mm
BW: 450mm
HR: 175 x 300mm

RRP Group 1: £449
RRP Group 2: £462
RRP Group 3: £474
RRP Group 4: £490
RRP Group 5: £511
RRP Group 6: £543



ME450

Extra High Back

Extra High Moulded Back.
Flex-Front Seat.
Inflatable Lumbar Support.
Twin Seat Slide 125mm.

SH: 490 - 590mm
SW: 490mm
SD: 420 - 545mm
BH: 710 - 780mm
BW: 500mm

RRP Group 1: £359
RRP Group 2: £368
RRP Group 3: £375
RRP Group 4: £385
RRP Group 5: £401
RRP Group 6: £411



ME550

Mesh Back

Mesh Back.
Flex-Front Seat.
Adjustable Lumbar Support.
Twin Seat Slide 125mm.

SH: 490 - 590mm
SW: 490mm
SD: 420 - 545mm
BH: 520 - 590mm
BW: 450mm

RRP Group 1: £389
RRP Group 2: £398
RRP Group 3: £405
RRP Group 4: £415
RRP Group 5: £431
RRP Group 6: £441



ME550HR

Mesh Back With Headrest

Mesh Back.
Upholstered Headrest.
Flex-Front Seat.
Adjustable Lumbar Support.
Twin Seat Slide 125mm.

SH: 490 - 590mm
SW: 490mm
SD: 420 - 545mm
BH: 520 - 590mm
BW: 450mm
HR: 175 x 300mm

RRP Group 1: £449
RRP Group 2: £458
RRP Group 3: £465
RRP Group 4: £475
RRP Group 5: £491
RRP Group 6: £501

SH: Seat Height - SW: Seat Width - SD: Seat Depth - BH: Back Height - BW: Back Width - HR: Headrest

Select Your Arms

Although pictured above with arms, all models are despatched with no arms as standard.

Code	Description	RRP
/AA1D	Height adjustable arms	£39
/AA2D	Height and depth adjustable arms	£45
/AF	Height and foldaway arms	£60
/AMF	Multi-functional arms	£65

Select Your Extras

The extras below are compatible with all models in the range unless otherwise stated.

Code	Description	RRP
/PF	Performance foam seat	£18
/ASC	Air-Flo seat cell - for pressure sensitive movement	£42
/CC	Coccyx zone	£18
/AB	Polished base	£42



Unique in its design.

The only chair with a backrest that is positioned on the rear of the seat in its smallest configuration, designed to support petite users. Lift the backrest for an additional 80mm of height and extend the set by 125mm using the twin seat slide to fit the chair to the widest range of users.

Select Your Delivery

NEW! Please select how you would like your product to be delivered

Code	Description	Price
	Free Delivery - NOT time specific (To Dealer address)	Included in price
/DEL1	Boxed Delivery - NOT time specific (Delivered direct to end user)	£18
/DEL2	Boxed Delivery - Pre Booked / Text Alert (Delivered direct to end user)	£25
/DEL3	Boxed Delivery - Pre Booked / Text Alert / Chair Build / Waste Removal (Delivered direct to end user)	£35



ergoFIXSolo

At one with ergonomics.

The ergoFIXSolo range is a unique and modern solution to everyday ergonomics that redefines comfort, support and adjustability.

Taking inspiration from the movement of the body, the unique ergoFIXSolo back was sculpted with sleek lines and sumptuous curves to mould to the shape of the spine and reinforce positive posture.

Long bouts of sitting can cause significant spinal issues over time, speeding up the wear and tear process of your spinal discs as well as increasing the risk of daily back and neck pain.

Approved and endorsed by a certified Physiotherapist, the ergoFIXSolo range exceeds this criteria and offers support to the spine where it needs it most.



Available Models



SL102



SL152



SL104



SL154



Specification Overview

Synchronised mechanism

Adjustable body tension control

Seat angle adjustment

Seat slide - 75mm travel

Independent backrest angle adjustment

Ratchet back height adjustment

Flex-front posture seat

Inflatable lumbar support

Ergo-density foam



SL202



SL252



SL204



SL254

Features

ergo**FIX**Solo



360° Swivel



Seat Height



Back Height



Back Angle



Seat Angle



Seat Depth



Lumbar Support



Arm Adjustment




1. Headrest (HR)

Available on selected models, the addition of a height and angle adjustable headrest supports the user in reclined positions, relieving stress within the neck muscles.



2. Inflatable Thoracic Support (ITC)

Increases the contact area of the upper spine by filling the space between the shoulder blades, helping to prevent slouching and reduce pain/discomfort in the shoulder and neck area.



Standard

3. Inflatable Lumbar Support

Increases the contact area of the lower back, giving additional support to the lumbar area and supporting the natural curvature of the spine whilst preventing fatigue and lower back pain.



4. Coccyx Zone (CC)

A cut out / soft pocket located at the back of the cushion which provides a discrete solution to coccyx pain and provides pressure relief to the tail bone area caused by trauma or scarring.



5. Air-Flo Seat Cell (ASC)

A dual chamber air cell below the seat surface offers a "reactive sit" whilst providing cushioning to the sit bones, helping to improve core strength and reduce Sciatic pain.



6. Performance Seat Foam (PF)

Pressure sensitive to mould to the user's seated position, enhancing comfort and support throughout the working day. Also known as memory foam.



Standard

7. Seat Slide

Allows the user to increase the seat depth in order to optimise comfort and support and reduce the amount of pressure transferred to the legs.



8. Polished Base (AB)

As well as increasing the aesthetic appeal of the range, a polished base is also recommended for seating users who are in excess of 115kg.



Standard

9. Flex-Front Seat

Proven medical scanning has been used to show that using the forward tilt motion can lead to increased muscle activity in the stomach, hip and back areas.

This enables segments of the lower spine to be set in motion, dynamically promoting good posture and healthy circulation.



PHYSIOTHERAPIST APPROVED

Gilly Fairhurst - BSC (hons) Physiotherapy,
Member of APOCHE, Level 1 DSE Training.

"Working in partnership to address posture issues and provide positive preventative and corrective solutions."





SL102

High Back With 2D Arms

High Upholstered Back.
Flex-Front Seat.
Inflatable Lumbar Support.
Seat Slide 75mm.
Height & Depth Adjustable Arms.

SH: 480 - 590mm
SW: 500mm
SD: 470 - 545mm
BH: 580 - 660mm
BW: 450mm

RRP Group 1: £489
RRP Group 2: £503
RRP Group 3: £515
RRP Group 4: £527
RRP Group 5: £552
RRP Group 6: £583



SL152

High Back With 2D Arms & Headrest

High Upholstered Back.
Flex-Front Seat.
Upholstered Headrest.
Inflatable Lumbar Support.
Seat Slide 75mm.
Height & Depth Adjustable Arms.

SH: 480 - 590mm
SW: 500mm
SD: 470 - 545mm
BH: 580 - 660mm
BW: 450mm
HR: 175 x 300mm

RRP Group 1: £565
RRP Group 2: £579
RRP Group 3: £591
RRP Group 4: £607
RRP Group 5: £628
RRP Group 6: £659



SL104

High Back With 4D Arms

High Upholstered Back.
Flex-Front Seat.
Inflatable Lumbar Support.
Seat Slide 75mm.
Multi-Functional Arms.

SH: 480 - 590mm
SW: 500mm
SD: 470 - 545mm
BH: 580 - 660mm
BW: 450mm

RRP Group 1: £509
RRP Group 2: £523
RRP Group 3: £535
RRP Group 4: £547
RRP Group 5: £572
RRP Group 6: £603



SL154

High Back With 4D Arms & Headrest

High Upholstered Back.
Flex-Front Seat.
Upholstered Headrest.
Inflatable Lumbar Support.
Seat Slide 75mm.
Multi-Functional Arms.

SH: 480 - 590mm
SW: 500mm
SD: 470 - 545mm
BH: 580 - 660mm
BW: 450mm
HR: 175 x 300mm

RRP Group 1: £585
RRP Group 2: £599
RRP Group 3: £611
RRP Group 4: £627
RRP Group 5: £648
RRP Group 6: £679

SH: Seat Height - SW: Seat Width - SD: Seat Depth - BH: Back Height - BW: Back Width - HR: Headrest

Select Your Extras

The extras below are compatible with all models in the range unless otherwise stated.

Code	Description	RRP
/PF	Performance foam seat	£18
/ASC	Air-Flo seat cell - for pressure sensitive movement	£42
/CC	Coccyx zone	£18
/AB	Polished base	£42



SL202

Medium Back With 2D Arms

Medium Upholstered Back.
Flex-Front Seat.
Inflatable Lumbar Support.
Seat Slide 75mm.
Height & Depth Adjustable Arms.

SH: 480 - 590mm
SW: 500mm
SD: 470 - 545mm
BH: 420 - 500mm
BW: 450mm

RRP Group 1: £465
RRP Group 2: £479
RRP Group 3: £491
RRP Group 4: £507
RRP Group 5: £528
RRP Group 6: £559



SL252

Medium Back With 2D Arms & Headrest

Medium Upholstered Back.
Flex-Front Seat.
Upholstered Headrest.
Inflatable Lumbar Support.
Seat Slide 75mm.
Height & Depth Adjustable Arms.

SH: 480 - 590mm
SW: 500mm
SD: 470 - 545mm
BH: 420 - 500mm
BW: 450mm
HR: 175 x 300mm

RRP Group 1: £545
RRP Group 2: £559
RRP Group 3: £571
RRP Group 4: £587
RRP Group 5: £608
RRP Group 6: £639



SL204

Medium Back With 4D Arms

Medium Upholstered Back.
Flex-Front Seat.
Inflatable Lumbar Support.
Seat Slide 75mm.
Multi-Functional Arms.

SH: 480 - 590mm
SW: 500mm
SD: 470 - 545mm
BH: 420 - 500mm
BW: 450mm

RRP Group 1: £489
RRP Group 2: £503
RRP Group 3: £515
RRP Group 4: £527
RRP Group 5: £552
RRP Group 6: £583



SL254

Medium Back With 4D Arms & Headrest

Medium Upholstered Back.
Flex-Front Seat.
Upholstered Headrest.
Inflatable Lumbar Support.
Seat Slide 75mm.
Multi-Functional Arms.

SH: 480 - 590mm
SW: 500mm
SD: 470 - 545mm
BH: 420 - 500mm
BW: 450mm
HR: 175 x 300mm

RRP Group 1: £565
RRP Group 2: £579
RRP Group 3: £591
RRP Group 4: £607
RRP Group 5: £626
RRP Group 6: £659

SH: Seat Height - SW: Seat Width - SD: Seat Depth - BH: Back Height - BW: Back Width - HR: Headrest

Select Your Delivery

NEW! Please select how you would like your product to be delivered

Code	Description	Price
	Free Delivery - NOT time specific (To Dealer address)	Included in price
/DEL1	Boxed Delivery - NOT time specific (Delivered direct to end user)	£18
/DEL2	Boxed Delivery - Pre Booked / Text Alert (Delivered direct to end user)	£25
/DEL3	Boxed Delivery - Pre Booked / Text Alert / Chair Build / Waste Removal (Delivered direct to end user)	£35



ergoFIXNeon

In sync with every body.

The ergoFIXNeon range has been engineered to dynamically adapt and respond to the user of the chair.

Easy to use simplistic controls and self balancing movement allows the user to achieve ultimate comfort in minimal time.

Ergonomic credentials allow for posture support whilst still being easy on the eye.

Modern manufacturing technology enables ergoFIXNeon to lead the line in the Posture Task chair market.

ergoFIXNeon has fast become the chair of choice for many projects and clients.



Available Models



NN100



NN102



NN104

Specification Overview

Spine-shaped fixed height back rest

Integrated height adjustable lumbar panel

Seat slide - 75mm travel

Synchronised body responsive mechanism

Automatic weight tension control

Seat height adjustment

Flex-front posture seat

Ergo-density foam



Features

ergo**FIX**Neon

Fixed height posture curved ergo-mesh backrest

Weight activated movement

Posture seat with moulded cushion & ergo-density foam

Synchronised adjustment 2:1 ratio with anti-shock release

Four position lockable tilt with anti-shock release

Seat height adjustment



360° Swivel



Seat Height



Back Angle



Seat Angle




Seat Depth



Lumbar Support




Arm Adjustment



Standard

1. Ergo-Mesh Back

The curved ergo-mesh back is strong, well structured and has been designed to be self supporting to eradicate the problem of sagging over time.



Standard

2. Adjustable Lumbar Support

Increases the contact area of the lower back, giving additional support to the lumbar area and supporting the natural curvature of the spine whilst preventing fatigue and lower back pain.



3. Coccyx Zone (CC)

A cut out / soft pocket located at the back of the cushion which provides a discrete solution to coccyx pain and provides pressure relief to the tail bone area caused by trauma or scarring.



4. Air-Flo Seat Cell (ASC)

A dual chamber air cell below the seat surface offers a "reactive sit" whilst providing cushioning to the sit bones, helping to improve core strength and reduce Sciatic pain.



5. Performance Seat Foam (PF)

Pressure sensitive to mould to the user's seated position, enhancing comfort and support throughout the working day. Also known as memory foam.



6. Polished Base (AB)

As well as increasing the aesthetic appeal of the range, a polished base is also recommended for seating users who are in excess of 115kg.



Standard

7. Seat Slide

Allows the user to increase the seat depth in order to optimise comfort and support and reduce the amount of pressure transferred to the legs.



Standard

8. Flex-Front Seat

Proven medical scanning has been used to show that using the forward tilt motion can lead to increased muscle activity in the stomach, hip and back areas.

9. Adjustable Arms



Height and Depth Adjustable Arms (AA2D)

Height, Width, Depth and Twist Adjustable Arms (AMF)



✓ PHYSIOTHERAPIST APPROVED

Gilly Fairhurst - BSC (hons) Physiotherapy, Member of APOCHE, Level 1 DSE Training.

"Working in partnership to address posture issues and provide positive preventative and corrective solutions."





NN100

High Mesh Back

High Black Mesh Back.
Flex-Front Seat.
Adjustable Lumbar Support.
Seat Slide 75mm.

SH: 470 - 570mm
SW: 500mm
SD: 460 - 535mm
BH: 540mm
BW: 450mm

RRP Group 1: £349
RRP Group 2: £358
RRP Group 3: £365
RRP Group 4: £375
RRP Group 5: £391
RRP Group 6: £401



NN102

High Mesh Back With 2D Arms

High Black Mesh Back.
Flex-Front Seat.
Adjustable Lumbar Support.
Seat Slide 75mm.
Height & Depth Adjustable Arms.

SH: 470 - 570mm
SW: 500mm
SD: 460 - 535mm
BH: 540mm
BW: 450mm

RRP Group 1: £379
RRP Group 2: £388
RRP Group 3: £395
RRP Group 4: £405
RRP Group 5: £421
RRP Group 6: £431



NN104

High Mesh Back With 4D Arms

High Black Mesh Back.
Flex-Front Seat.
Adjustable Lumbar Support.
Seat Slide 75mm.
Multi-Functional Arms.

SH: 470 - 570mm
SW: 500mm
SD: 460 - 535mm
BH: 540mm
BW: 450mm

RRP Group 1: £399
RRP Group 2: £408
RRP Group 3: £415
RRP Group 4: £425
RRP Group 5: £441
RRP Group 6: £451

SH: Seat Height - SW: Seat Width - SD: Seat Depth - BH: Back Height - BW: Back Width - HR: Headrest

Select Your Extras

The extras below are compatible with all models in the range unless otherwise stated.

Code	Description	RRP
/PF	Performance foam seat	£18
/ASC	Air-Flo seat cell - for pressure sensitive movement	£42
/CC	Coccyx zone	£18
/AB	Polished base	£42

Select Your Delivery

NEW! Please select how you would like your product to be delivered

Code	Description	Price
	Free Delivery - NOT time specific (To Dealer address)	Included in price
/DEL1	Boxed Delivery - NOT time specific (Delivered direct to end user)	£18
/DEL2	Boxed Delivery - Pre Booked / Text Alert (Delivered direct to end user)	£25
/DEL3	Boxed Delivery - Pre Booked / Text Alert / Chair Build / Waste Removal (Delivered direct to end user)	£35

Adaptable seating is becoming more important within the home and office environment

Chairs with complex controls can be difficult to adjust, meaning we rarely get the best support possible.

ergo**FIX**Neon solves this problem.

Simplistic controls located on one side of the mechanism make this chair easy to use and simple to adapt, ensuring quick adjustment to suit a wide range of body types.



The body responsive mechanism has been developed to put the user in full control of their chair, enabling them to work in a dynamic free float mode or lock the chair into a position that is comfortable for them.



ergoFIX Accessories

Enhancing ergonomics.

ergoFIX Accessories are a simple range of complementary ergonomic products.

They are designed to offer new thinking towards back health, personalised and enhanced user support and comfort levels.

Our NEW **Sit-Stand Stools** are ideal for the rapidly growing market of height adjustable desking. Whether it be in home or office settings, their compact design and simple adjustability adds a new dimension for consideration.

Our external support cushions for both seats and backrests are based on our popular reactive air-cells, already successfully used within our chair ranges and now even more adaptable.

Our adjustable leg rests are brochure included as a result of increased popularity, a simple and adjustable enhancement for specific user support.



Available Models



SSR100/W



SSR100/B



SSR100/R



ELS100



ESC100



LS100



LD100



Swing, Sway, Rise.

The Sit-Stand stool is lightweight and portable.

Users can move from a sitting to stood position with the press of a button located on either side of the under-seat.

Complete with a wipe clean vinyl seat covering, the Sit-Stand stool is a hygienic, anti-microbial solution for any office or home environment.

It's simple height adjustment, swivel seat and weight counter-balancing technology makes the Sit-Stand stool a must have in today's dynamic, ergonomic workspace.



SSR100/W

Sit-Stand Stool White

Upholstered Seat.
Comfort Foam.
White Frame.
Twin Height Adjustment.
Black Rubber Base.

SH: 540 - 750mm
SW: 380mm
SD: 250mm
SR: 360°
R: +/- 20°

RRP Group 1: £215
RRP Group 2: £225
RRP Group 3: £231
RRP Group 4: £241
RRP Group 5: £257
RRP Group 6: £267



SSR100/B

Sit-Stand Stool Black

Upholstered Seat.
Comfort Foam.
Black Frame.
Twin Height Adjustment.
Black Rubber Base.

SH: 540 - 750mm
SW: 380mm
SD: 250mm
SR: 360°
R: +/- 20°

RRP Group 1: £215
RRP Group 2: £225
RRP Group 3: £231
RRP Group 4: £241
RRP Group 5: £257
RRP Group 6: £267



SSR100/R

Sit-Stand Stool Red

Upholstered Seat.
Comfort Foam.
Red Frame.
Twin Height Adjustment.
Black Rubber Base.

SH: 540 - 750mm
SW: 380mm
SD: 250mm
SR: 360°
R: +/- 20°

RRP Group 1: £215
RRP Group 2: £225
RRP Group 3: £231
RRP Group 4: £241
RRP Group 5: £257
RRP Group 6: £267

SH: Seat Height - SW: Seat Width - SD: Seat Depth - SR: Seat Rotation - R: Rocking

Select Your Delivery

NEW! Please select how you would like your product to be delivered

Code	Description	Price
	Free Delivery - NOT time specific (To Dealer address)	Included in price
/DEL1	Boxed Delivery - NOT time specific (Delivered direct to end user)	£18
/DEL2	Boxed Delivery - Pre Booked / Text Alert (Delivered direct to end user)	£25
/DEL3	Boxed Delivery - Pre Booked / Text Alert / Chair Build / Waste Removal (Delivered direct to end user)	£35



ELS100

Ergonomic Lumbar Support

Adjustable Clip Strap.
Inflation Valve.
Deflation Valve.
Black Mesh Finish.
Fits Most Chairs.

Height: 150mm
Width: 380mm
Depth: 40mm

RRP: £85

ESC100

Ergonomic Seat Cushion

Ergonomic Profile.
Coccyx Zone.
Inflation / Deflation Valve.
Black Mesh Finish.
Fits Most Chairs.

Height: 50mm
Width: 500mm
Depth: 340mm

RRP: £85

LS100

Single Leg Rest

Black Upholstered Leg Rest.
Contoured Comfort Foam.
Height Adjustable.
Angle Adjustable.
Black 5-Star Base & Castors.

Rest Height: 390 - 480mm
Rest Width: 255mm
Rest Depth: 455mm

RRP: £149

LD100

Double Leg Rest

Black Upholstered Leg Rest.
Contoured Comfort Foam.
Height Adjustable.
Angle Adjustable.
Black 5-Star Base & Castors.

Rest Height: 390 - 480mm
Rest Width: 450mm
Rest Depth: 455mm

RRP: £169

Select Your Delivery

NEW! Please select how you would like your product to be delivered


Code	Description	Price
	Free Delivery - NOT time specific (To Dealer address)	Included in price
/DEL1	Boxed Delivery - NOT time specific (Delivered direct to end user)	£18
/DEL2	Boxed Delivery - Pre Booked / Text Alert (Delivered direct to end user)	£25
/DEL3	Boxed Delivery - Pre Booked / Text Alert / Chair Build / Waste Removal (Delivered direct to end user)	£35



• Mobilising Comfort

Using a retro-fitted Ergo Seat Cushion and / or Ergo Lumbar Support enables you to quickly and easily make your car seat, home and work office chair more comfortable.

Simple to adjust and easy to transport for inflatable support on the move.



• Elevation and Support

Perfect for injury recovery and to help manage physical limitations.

Our Leg Rests are height and angle adjustable and will comfortably support one or both legs at your preferred height.

Helping to achieve comfortable alignment with your hips and knees which in turn decreases pressure on the spine and reduces fatigue.



Guarantee

For 8 hour per day use all models carry a full 5 year structural guarantee with 2 years on moving parts and upholstery.

For 24 hour per day use a 2 year structural guarantee applies.

These guarantees exclude unfair wear and tear and damage or failure caused by misuse.

All gas lifts are suitable for users up to 150 kg.



Specification

We have taken great care to ensure that all details, descriptions, measurements and prices in this Product Guide are correct. In order to give you the most accurate representation of our products, we have used colour swatches that have been provided directly from our fabric suppliers. Although every care has been taken to ensure that dimensions are accurate, manufacturing characteristics may vary slightly.

MDK Office Seating reserve the right to make any reasonable changes to specification or design as part of our continual improvement policy.



Bondai FR

Domestic Rated & Fire Safe.

- ✓ Classic Crepe Weave
- ✓ 100% Polyester
- ✓ OEKO-TEX Standard 100 Certified
- ✓ High Durability Performance - 150,000 rubs
- ✓ EN1021-1&2 Cigarette & Match
- ✓ BS 7176 Low Hazard
- ✓ BS 5852 Ignition Source 5 / Crib 5
- ✓ BS 7176 Medium Hazard

Did You Know

There are **34** colours available in the Inloom Bondai FR range? Please note that this will be charged at Group 2 pricing.



Seating Assessment & Measurement Form

Don't Forget, you'll need:

A Pen

A Note Pad

A Tape Measure / Ruler

Date :

Company Name :

Contact Name :

Contact E-Mail :

Contact Tel:

Assessment Ref :

Chair User Details :

.....

.....

.....

General Information

Please provide any information which might be relevant
e.g. Medical / Musculoskeletal conditions, back pain, spinal surgery.

Please describe any areas where you experience pain whilst seated
i.e. back, legs, hips, buttocks, shoulders, arms neck etc.
and what helps to relieve pain.

.....

.....

.....

.....

.....

.....

.....

.....

.....

.....

Dimensions

Weight (KG) :

Height (Feet / Inches) :



Current Chair

Briefly describe any issues with current chair.

.....

.....

.....

1. Desk height :	(mm)	Do you require arms?	Yes / No
2. Hip width (at widest point) :	(mm)	Desk Shape :	Rectangle
3. Back of buttock to back of knee :	(mm)		Corner
4. Seat to shoulder :	(mm)		Wave
5. Back of knee to Heel :	(mm)	Floor Type :	
6. Seat to underside of elbow :	(mm)	Work Surface Height : (If using a height adjustable desk, what is the optimal working height)	
7. Lumbar position (seat to middle of lumbar) :	(mm)		
8. Seat to nape of neck (required for headrest) :	(mm)		



Alexander Green Office Interiors

E-Mail: sales@alexandergreeninteriors.co.uk

Tel: 01763 500 115

Visit: www.alexandergreeninteriors.co.uk