



Alexander Green
Office Interiors

REUNION

■ INTRODUCTION

Reunion is our executive boardroom table, meeting and storage range. With a comprehensive choice of boardroom and meeting tables on various under frame options, Reunion adds elegance to the decision making area of your business.

At Imperial we pride ourselves in manufacturing quality office furniture.



REUNION

The tulip base is designed to maximise leg space by removing any obstructions around the perimeter beneath the table.



Finished in a classic chrome finish the tulip base gives a truly executive look for any boardroom layout

Classic Solo Legs are a unique two tone post leg design. Finished in black and chrome the Classic Solo Leg complements your meeting chair perfectly.



The panel end Reunion table is available in a single or two tone finish.



Incorporating a twin shaped modesty panel design, the panel end option is ideally suited to hide unsightly cables.



TILT TOP TABLES



Tilt Top Tables are available in 800mm & 600mm depths in various shapes offering flexibility when creating configurations



FOLDING LEG TABLES



Ideal for flexible meeting rooms, Folding Leg Tables can be easily reconfigured and stored away due to their compact folding leg design.



STACKING LEG TABLES



Stacking Leg Tables are available in 800mm & 600mm depths in various shapes and can be dismantled and stored safely using our Stacking Leg Trolley.



REUNION STORAGE



To complement boardroom tables we have a range of unique storage units to suit your boardroom requirements. Including storage to display information and credenzas accommodating a compact fridge, there is a unit for all requirements.

FINISHES

BOARD FINISHES

All products are manufactured using 18 & 25mm thick Melamine Faced Chipboard (MFC) sourced from across the world for optimum quality. An impressive Selection of 17 board finishes and 21 backboard finishes are available.

Colours storage is available with a choice of 17 board finishes for fascias and doors.

All desking, storage & pedestal tops are finished with 2mm PVC heavy duty edging tape.



(AN)
Anthracite



(N)
Walnut



(DN)
Dijon Walnut



(SC)
Santiago Cherry



(CO)
Calva Oak



(LO)
Light Oak



(B)
Beech



(SO)
Stone Oak



(VO)
Verade Oak




(CM)
Canadian Maple



(JA)
Japanese Ash



(BL)
Black




(S)
Silver



(G)
Grey



(W)
White



(M)
Mocha



(ST)
Slate

LEG OPTIONS

All metalwork is epoxy powder coated with a choice of up to 5 finishes as standard.



Classic Solo



Tulip Base



Panel End

TABLE SHAPES



Rectangular
Boardroom Table

1000-1200
Deep

1800-3000
Width



Boat Shaped
Boardroom Table

1100-1200
Deep

1800-3000
Width



Radius Corner Rectangular
Boardroom Table

1100-1200
Deep

1800-3000
Width



Double 'D' End
Boardroom Table

1100-1200
Deep

2000-3000
Width



Eliptical
Boardroom Table

1100-1200
Deep

2000-3000
Width



Square Meeting
Table

1200-1600
Deep

1200-1600
Width



Triangular
Meeting Table

996-1328
Deep

1051- 1402
Width



Circular Meeting
Table

1000-1800
Deep

1000-1800
Width




Hexagonal
Meeting Table

1385 Deep

1569 Width

LED lighting, power and data modules as well as raised glass panels are available as optional extras.



OPTIONAL EXTRAS



Alexander Green

Office Interiors

Unit 3-4, The Power House
Lumen Road, Royston
Hertfordshire, SG8 7AG

tel: 01763 500115
e: sales@alexandergreeninteriors.co.uk

www.alexandergreeninteriors.co.uk